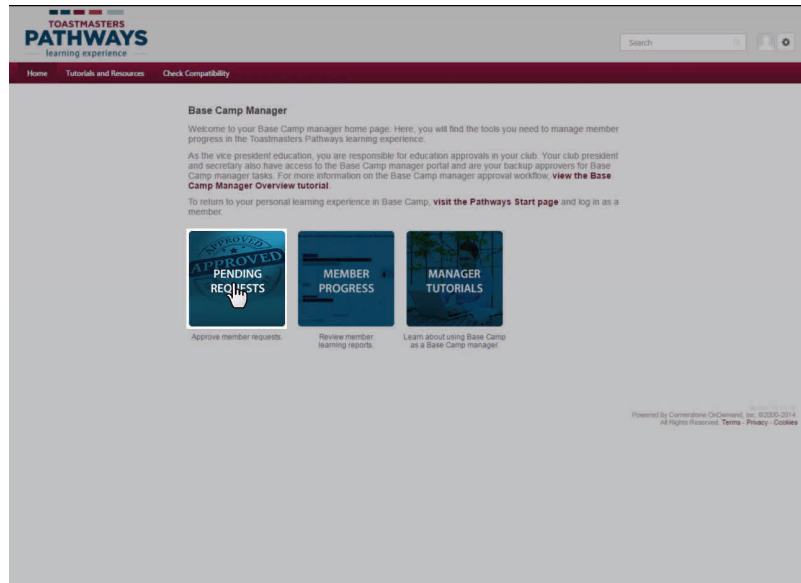





BASE CAMP MANAGER Tutorial Quick Reference Guide

Responding to Level Completion Requests (Paths on Base Camp)

To review a Level Completion Request, select the Pending Requests tile from the homepage.

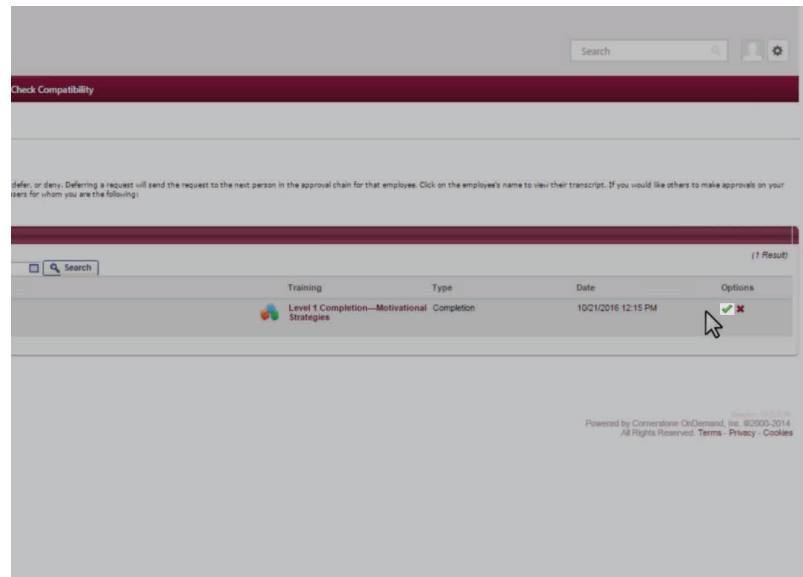


On this page, you can view all pending approval requests from your club members. To review the member's transcript, select the member's name on the left.

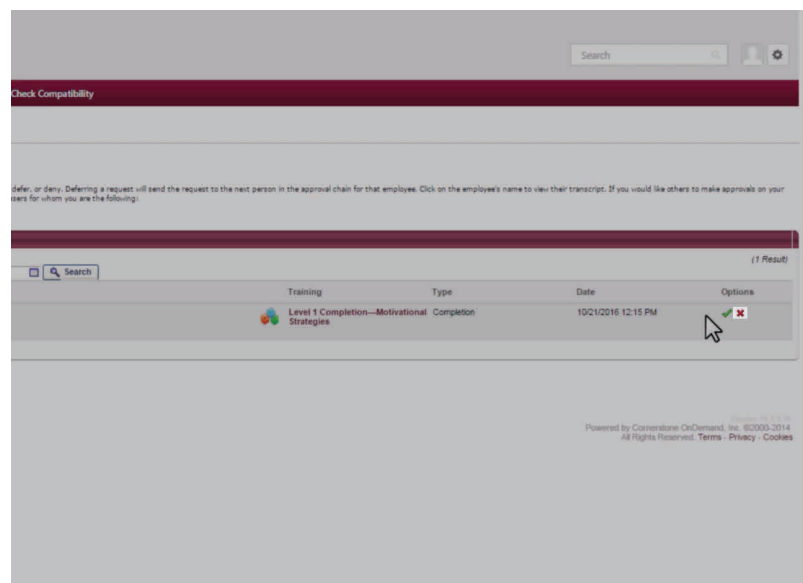


Responding to Level Completion Requests (Paths on Base Camp)

To approve the request, select the green check mark on the right.

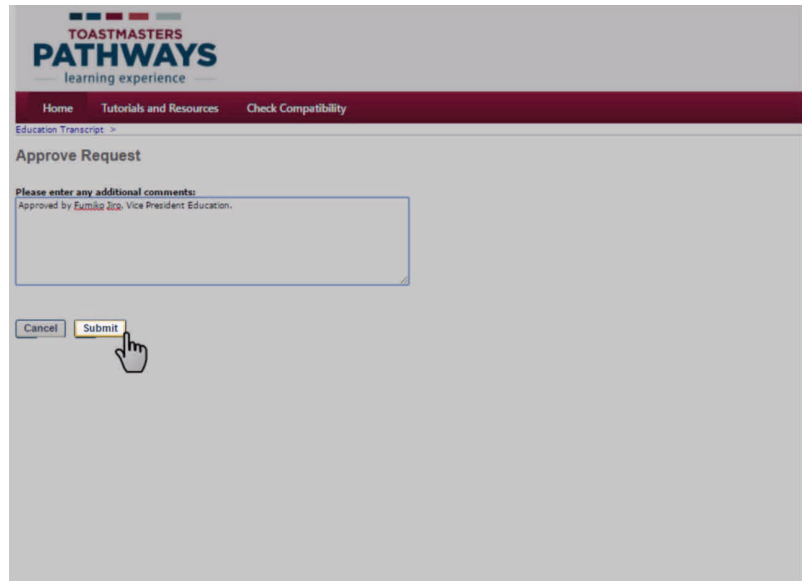


If you find a problem with the request, select the red X to deny it.



Responding to Level Completion Requests (Paths on Base Camp)

Enter your name and comments for the member on the next page. Select the Submit button.



The screenshot shows the 'Approve Request' interface in the Toastmasters Pathways system. At the top, the logo for 'TOASTMASTERS PATHWAYS' is displayed with the tagline 'learning experience'. Below the logo is a navigation bar with links for 'Home', 'Tutorials and Resources', and 'Check Compatibility'. The main heading is 'Approve Request'. A text area is provided for comments, with a prompt 'Please enter any additional comments:' and a pre-filled example: 'Approved by Eumilo Zep, Vice President Education.' At the bottom of the form, there are two buttons: 'Cancel' and 'Submit'. A mouse cursor is pointing at the 'Submit' button.