




| District #:   |  | 18        |        |                                |                   |                |                |                |              |               |  |  |  |
|---|--|-----------|--------|--------------------------------|-------------------|----------------|----------------|----------------|--------------|---------------|--|--|--|
| Budget Currency:  |  | USD       |        |                                |                   |                |                |                |              |               |  |  |  |
| Fiscal Year:  |  | 2023-2024 |        |                                |                   |                |                |                |              |               |  |  |  |
|   |  | Jul-23    | Aug-23 | Sep-23                         | Oct-23            | Nov-23         | Dec-23         | Jan-24         | Feb-24       | Mar-24        |  |  |  |
| <p>We, the undersigned, certify that this budget and narrative cover estimated receipts and expenditures for the district year. This budget directs the financial resources entrusted to the district toward achieving the district mission and will be presented to the district council for approval at its next meeting.</p> |  |           |        |                                | <b>Break even</b> |                | <b>Revenue</b> | <b>Expense</b> | <b>Net</b>   | <b>Policy</b> |  |  |  |
|   |  |           |        |                                | Conference        | 25,400         | 25,400         | -              | Meets Policy |               |  |  |  |
|   |  |           |        |                                | Fundraising       | -              | -              | -              | Meets Policy |               |  |  |  |
|   |  |           |        |                                | District Store    | -              | -              | -              | Meets Policy |               |  |  |  |
|   |  |           |        | <b>Minimum Expense Type</b>    |                   | <b>Expense</b> | <b>%</b>       | <b>Policy</b>  |              |               |  |  |  |
| <br>District Director  |  | 9/6/23    |        | Marketing Outside Toastmasters |                   | 2,500          | 6.5%           | 5.0%           |              |               |  |  |  |
|   |  |           |        | <b>Maximum Expense Type</b>    |                   | <b>Expense</b> | <b>%</b>       | <b>Policy</b>  |              |               |  |  |  |
| <br>Program Quality Director   |  |           |        | Education and Training         |                   | 5,525          | 14.3%          | 15.0%          |              |               |  |  |  |
|   |  |           |        | Marketing Outside Toastmasters |                   | 2,500          | 6.5%           | 10.0%          |              |               |  |  |  |
|   |  |           |        | Club Growth                    |                   | 5,785          | 15.0%          | 15.0%          |              |               |  |  |  |
|   |  |           |        | Public Relations               |                   | 3,382          | 8.7%           | 10.0%          |              |               |  |  |  |
|   |  |           |        | Recognition                    |                   | 7,645          | 19.8%          | 20.0%          |              |               |  |  |  |
|   |  |           |        | Travel                         |                   | 2,270          | 5.9%           | 25.0%          |              |               |  |  |  |
|   |  |           |        | Lodging                        |                   | 5,700          | 14.7%          | 15.0%          |              |               |  |  |  |
|   |  |           |        | Food and Meals                 |                   | 1,291          | 3.3%           | 15.0%          |              |               |  |  |  |
|   |  |           |        | Speech Contest                 |                   | 1,900          | 4.9%           | 5.0%           |              |               |  |  |  |
|   |  |           |        | Administration                 |                   | 897            | 2.3%           | 10.0%          |              |               |  |  |  |
|   |  |           |        | <b>Total Membership Dues</b>   |                   | <b>38,653</b>  | <b>100.0%</b>  |                |              |               |  |  |  |
| <br>Finance Manager  |  | 9/6/23    |        |                                |                   |                |                |                |              |               |  |  |  |